

Introductory sub table (I)(a)
NAME OF THE COMPANY : GOODLUCK STEEL TUBES LIMITED
SCRIP CODE: 630665 **NAME OF THE SCRIP: GOODLUCK** **CLASS OF SECURITY: EQUITY**
QUARTER ENDED: 30/09/2012

Partly paid-up shares:-		No. of partly paid-up shares	As a % of total no. of partly paid-up shares	As a % of total no. of shares of the Company
Held by promoter/promoter group	NIL			
Held by public	NIL			
Total		NIL		
Outstanding convertible securities:-		No. of securities	As a % of total no. of outstanding convertible securities	As a % of total no. of shares of the Company, assuming full conversion of the convertible securities
Held by promoter/promoter group	NIL			
Held by public	NIL			
Total		NIL		
Warrants:-		No. of warrants	As a % of total no of warrants	As a % of total no. of shares of the Company, assuming full conversion of warrants
Held by promoter/promoter group	NIL			
Held by public	NIL			
Total		NIL		
Total paid up capital of the company, assuming full conversion of warrants and convertible securities		1,87,21,250 eq. shares of Rs. 2 each (Rs. 3,74,42,500)		

508 GOODLUCK STEEL TUBES LTD.

DIRECTOR

(I)(A) STATEMENT SHOWING SHAREHOLDING PATTERN AS ON

GOODLUCK STEEL TUBES LIMITED

QUARTER ENDED: 30/09/2012

SCRIP CODE: Y

Category code	Category of Shareholder	Number of Shareholders	Total number of shares	Number of shares held in dematerialized form	Total shareholding as a percentage of total number of shares		Number of Shares otherwise encumbered	Pledged or
					As percentage of (A+B)	As percentage of (A+B+C)		
					VI	VII	VIII	IX

(A) SHAREHOLDING OF PROMOTER AND PROMOTER GROUP

(1) Indian		II	III	IV	V	VI	VII	VIII	IX
(a) Individuals (HUF)	38	13173128			13173128	70.365	70.365	0	0
(b) Central Gov/State gov	0	0			0	0	0	0	0
(c) Bodies Corporate	0	0			0	0	0	0	0
(d) Financial Inst. Banks	0	0			0	0	0	0	0
(e) Any Other (Specify)	0	0			0	0	0	0	0
Sub Total (A)(1)	38	13173128			13173128	70.365	70.365	0	0

(2) Foreign

(2) Foreign		II	III	IV	V	VI	VII	VIII	IX
(a) Individuals nri/ Individuals/Foreign	0	0			0	0	0	0	0
(b) Bodies Corporate	0	0			0	0	0	0	0
(c) Institutions	0	0			0	0	0	0	0
(d) Any Other (specify) GROUP HOLDING	0	0			0	0	0	0	0
Sub Total (A)(2)	0	0			0	0	0	0	0
TOTAL SHAREHOLDING OF PROMOTER AND PROMOTER GROUP	38	13173128			13173128	70.365	70.365	0	0

(A)=(A)(1)+(A)(2)

(B) PUBLIC SHAREHOLDING

(1) Institutions		II	III	IV	V	VI	VII	VIII	IX
(a) Mutual Funds/UTI	0	0			0	0	0	0	N.A.
(b) Financial Inst/Banks	0	0			0	0	0	0	N.A.
(c) Central Government(s) state Government(s)	0	0			0	0	0	0	N.A.
(d) Venture Capital Funds	0	0			0	0	0	0	N.A.
(e) Insurance Companies	1	835680			835680	4.464	4.464	0	N.A.

(f) Foreign Institutional Investors	0	0	0	0	0	0	0	0	0	0	0	0	0	0	0	0	0	N.A.	N.A.	N.A.	N.A.
(g) Foreign Venture Capital Investors	0	0	0	0	0	0	0	0	0	0	0	0	0	0	0	0	0	N.A.	N.A.	N.A.	N.A.
(h) Any Other (specify) FDI	0	0	0	0	0	0	0	0	0	0	0	0	0	0	0	0	0	N.A.	N.A.	N.A.	N.A.
Sub Total (B)(1)	1	835680	0	0	0	0	0	0	0	0	0	0	0	0	0	0	0	N.A.	N.A.	N.A.	N.A.
(2) Non-Institutions																					
(a) Bodies Corporate	81	1031443	1028943	5,509	5,509	18,772	18,772	0.746	0.746	0	0	0	0	0	0	0	0	N.A.	N.A.	N.A.	N.A.
(b) Individuals- Individual shareholders holding nominal share capital up to Rs. 1 lac	3784	3140009	2478509	16,772	16,772	18,772	18,772	0.746	0.746	0	0	0	0	0	0	0	0	N.A.	N.A.	N.A.	N.A.
(b) Individuals- Individual shareholders holding nominal share capital in excess of Rs. 1 lac.	2	139667	139667	0.746	0.746													N.A.	N.A.	N.A.	N.A.
(c) Qualified Foreign Investor	0	0	0	0	0	0	0	0	0	0	0	0	0	0	0	0	0	N.A.	N.A.	N.A.	N.A.
(d) Any other (specify) Non-resident Indian/OCB	27	204516	36016	1.092	1.092	1.092	1.092	0	0	0	0	0	0	0	0	0	0	N.A.	N.A.	N.A.	N.A.
(e) Any other (specify) Clearing Member	31	196807	196807	1.051	1.051	1.051	1.051	0	0	0	0	0	0	0	0	0	0	N.A.	N.A.	N.A.	N.A.
(f) Any other (specify) Trust	0	0	0	0	0	0	0	0	0	0	0	0	0	0	0	0	0	N.A.	N.A.	N.A.	N.A.
(g) Any other (specify) foreign bodies corporates	0	0	0	0	0	0	0	0	0	0	0	0	0	0	0	0	0	N.A.	N.A.	N.A.	N.A.
(h) Any Other (specify) EMPLOYEE	0	0	0	0	0	0	0	0	0	0	0	0	0	0	0	0	0	N.A.	N.A.	N.A.	N.A.
(i) Any Other (specify) PAKISTANI SHARE-HOLDERS	0	0	0	0	0	0	0	0	0	0	0	0	0	0	0	0	0	N.A.	N.A.	N.A.	N.A.
(j) Any Other (specify) DIRECTORS & THEIR RELATIVES	0	0	0	0	0	0	0	0	0	0	0	0	0	0	0	0	0	N.A.	N.A.	N.A.	N.A.
Sub Total (B)(2)	3925	4712442	3879942	26.17	26.17	29.634	29.634	0	0	0	0	0	0	0	0	0	0	N.A.	N.A.	N.A.	N.A.
TOTAL PUBLIC SHAREHOLDING	3926	5648122	4715622	29.634	29.634													N.A.	N.A.	N.A.	N.A.
(B)=(B)(1)+(B)(2)																					
(C) SHARES HELD BY CUSTODIANS AND AGAINST WHICH DEP. RECEIPTS HAVE BEEN ISSUED																					
(a) Promoter and Promoter Group	0	0	0	0	0	0	0	0	0	0	0	0	0	0	0	0	0	N.A.	N.A.	N.A.	N.A.
(b) Public	0	0	0	0	0	0	0	0	0	0	0	0	0	0	0	0	0	N.A.	N.A.	N.A.	N.A.
TOTAL SHARES HELD BY CUSTODIANS AND AGAINST WHICH DEP. RECEIPTS HAVE BEEN ISSUED (C)	0	0	0	0	0	0	0	0	0	0	0	0	0	0	0	0	0	N.A.	N.A.	N.A.	N.A.
Grand Total (A) + (B) + (C)	3964	18721250	17888760	100	100													0	0	0	0

708 GOOD LUCK STEEL TUBES LTD.

DIRECTOR

GOODLUCK STEEL TUBES LIMITED

(1)(b) STATEMENT SHOWING HOLDING OF SECURITIES (INCLUDING SHARES, WARRANTS, CONVERTIBLE SECURITIES) OF PERSONS BELONGING TO THE CATEGORY PROMOTOR AND PROMOTER GROUP 30/09/2012

Sr. No.	FOLIO	DPID-CLID	NAME OF THE SHAREHOLDER	TOTAL NUMBER HELD	AS A % OF GRAND TOTAL (A+B+C)	NUMBER OF SHARES OTHERWISE ENCUMBERED	AS A % OF GRAND TOTAL (A+B+C) OF SUB-CLAUSE (1)(a)	OR PLEDGED OR ENCUMBERED	AS A % OF GRAND TOTAL (A+B+C) OF SUB-CLAUSE (1)(a)	DETAILS OF WARRANTS HELD	AS A % OF TOTAL WARRANTS HELD	DETAILS OF CONVERTIBLE SECURITIES HELD	AS A % OF TOTAL CONVERTIBLE SECURITIES HELD	OF TOTAL SHARES (INCLUDING UNDERLYING SHARES ASSUMING FULL CONVERSION OF WARRANTS AND CONVERTIBLE SECURITIES AS A % OF DILUTED SHARE CAPITAL
1		1203350300503813	MANISH GARG AND SONS HUF	47708	0.255	0	0	0	0	0	0	0	0	47708
2		1203350300469036	SUNIL KUMAR GARG	159843	0.853	0	0	0	0	0	0	0	0	159843
3		1203350300468985	SUSHIL KUMAR GARG	214870	1.148	0	0	0	0	0	0	0	0	214870
4		1203350300469971	SAPNA GARG	209147	1.117	0	0	0	0	0	0	0	0	209147
5		1203350300470109	ASHISH GARG	124000	0.662	0	0	0	0	0	0	0	0	124000
8		1203350300468985	RAJIV GARG	637750	3.407	0	0	0	0	0	0	0	0	637750
7		1203350300470113	REENA GARG	121295	0.648	0	0	0	0	0	0	0	0	121295

FOR GOODLUCK STEEL TUBES LTD.
121295
DIRECTOR


8	1203350300468767	SHYAM AGRAWAL	143708	8.768	0	0	0	0	0	0	0	0	0	0	0	0	0	0	0	143708
9	1203350300468830	ANKITA AGARWAL	208970	1.106	0	0	0	0	0	0	0	0	0	0	0	0	0	0	0	208970
10	1203350300468790	MAHESH CHAND GARG	377250	2.015	0	0	0	0	0	0	0	0	0	0	0	0	0	0	0	377250
11	1203350300471161	MANISH GARG	799000	4.268	0	0	0	0	0	0	0	0	0	0	0	0	0	0	0	799000
12	1203350300469021	NITIN GARG	559500	2.989	0	0	0	0	0	0	0	0	0	0	0	0	0	0	0	559500
13	1203350300471613	ANIL KUMAR GARG	927250	4.953	0	0	0	0	0	0	0	0	0	0	0	0	0	0	0	927250
14	1203350300469811	MITHLESH GARG	610000	3.258	0	0	0	0	0	0	0	0	0	0	0	0	0	0	0	610000
15	1203350300469826	UMESH GARG	455868	2.436	0	0	0	0	0	0	0	0	0	0	0	0	0	0	0	455868
16	1203350300469884	PUSHPA GARG	734500	3.923	0	0	0	0	0	0	0	0	0	0	0	0	0	0	0	734500
17	1203350300469017	SARAS GARG	281500	1.504	0	0	0	0	0	0	0	0	0	0	0	0	0	0	0	281500
18	1203350300469880	RAJAT GARG	283000	1.512	0	0	0	0	0	0	0	0	0	0	0	0	0	0	0	283000
19	1203350300468957	SUDHA GARG	350000	1.87	0	0	0	0	0	0	0	0	0	0	0	0	0	0	0	350000
20	1203350300469876	ANJU GARG	280875	1.5	0	0	0	0	0	0	0	0	0	0	0	0	0	0	0	280875
21	1203350300471588	M C GARG AND SONS HUF.	172500	0.921	0	0	0	0	0	0	0	0	0	0	0	0	0	0	0	172500
22	1203350300471554	ANIL KUMAR AND SONS HUF.	248000	1.325	0	0	0	0	0	0	0	0	0	0	0	0	0	0	0	248000
23	1203350300471573	ASHISH GARG AND SONS HUF.	150000	0.801	0	0	0	0	0	0	0	0	0	0	0	0	0	0	0	150000
24	1203350300471759	MUNNI LAL AND SONS HUF.	50500	0.27	0	0	0	0	0	0	0	0	0	0	0	0	0	0	0	50500
25	1203350300471569	R C GARG AND SONS HUF.	555500	2.987	0	0	0	0	0	0	0	0	0	0	0	0	0	0	0	555500
26	1203350300474405	SUSHIL KUMAR & SONS HUF.	278000	1.485	0	0	0	0	0	0	0	0	0	0	0	0	0	0	0	278000
27	1203350300471541	K C GARG AND SONS HUF.	8000	0.043	0	0	0	0	0	0	0	0	0	0	0	0	0	0	0	8000
28	1203350300471809	RAM AGARWAL AND SONS.	170250	0.909	0	0	0	0	0	0	0	0	0	0	0	0	0	0	0	170250

28 0.909 170250
 0.909 170250
 0.909 170250

170250
 DIRECTOR

29	1203350300471592	SUNIL KUMAR AND SONS HUF	131750	0.704	0	0	0	0	0	0	0	0	0	0	0	0	0	0	131750
30	1203350300468771	KANAK LATA	286375	1.53	0	0	0	0	0	0	0	0	0	0	0	0	0	0	286375
31	1203350300468879	NEETA GARG	612250	3.27	0	0	0	0	0	0	0	0	0	0	0	0	0	0	612250
32	1203350300468864	SHIKHA GARG	183000	0.977	0	0	0	0	0	0	0	0	0	0	0	0	0	0	183000
33	1203350300468796	RAM AGARWAL	728956	3.894	0	0	0	0	0	0	0	0	0	0	0	0	0	0	728956
34	1203350300468845	ARCHANA AGARWAL	441250	2.357	0	0	0	0	0	0	0	0	0	0	0	0	0	0	441250
35	1203350300468961	REKHA RANI	461750	2.466	0	0	0	0	0	0	0	0	0	0	0	0	0	0	461750
36	1203350300469950	SAVITRI DEVI	312875	1.671	0	0	0	0	0	0	0	0	0	0	0	0	0	0	312875
37	1203350300468807	RAMESH CHANDRA GARG	570250	3.046	0	0	0	0	0	0	0	0	0	0	0	0	0	0	570250
38	1203350300469002	TUSHAR GARG	289000	1.538	0	0	0	0	0	0	0	0	0	0	0	0	0	0	289000
TOTAL			13173128	70.366	0	0	0	0	0	0	0	0	0	0	0	0	0	0	13173128

LUCK STEEL TUBES LTD.


DIRECTOR

GOODLUCK STEEL TUBES LIMITED

(i) (c) (i) STATEMENT SHOWING HOLDING OF SECURITIES (INCLUDING SHARES, WARRANTS, CONVERTIBLE SECURITIES) OF PERSONS BELONGING TO THE CATEGORY

PUBLIC AND HOLDING MORE THAN 1% OF THE TOTAL NUMBER OF SHARES. 30/09/2012

Sr. No.	FOLI O	DPID-CLID	NAME OF THE SHAREHOLDER	NO OF SHARES	SHARES AS A % OF TOTAL NUMBER OF SHARES (i.e. GRAND TOTAL (A)+(B)+(C) INDICATED IN STATEMENT AT PARA (IXa) ABOVE)	DETAILS OF WARRANTS		DETAILS OF CONVERTIBLE SECURITIES		TOTAL SHARES (INCLUDING UNDERLYING SHARES ASSUMING FULL CONVERSION OF WARRANTS AND CONVERTIBLE SECURITIES AS A % OF DILUTED SHARE CAPITAL)
						NUMBER OF WARRANTS HELD	AS A % OF TOTAL NUMBER OF WARRANTS OF THE SAME CLASS	NUMBER OF CONVERTIBLE SECURITIES HELD	% w.r.t TOTAL NUMBER OF CONVERTIBLE SECURITIES OF THE SAME CLASS	
1		IN30292710153382	CONSOLIDATED SECURITIES LIMITED	229784	1.227					229784
2		IN30295010103998	RAJASTHAN GLOBAL SECURITIES LIMITED	571084	3.05					571084
3		IN30081210000543	UNITED INDIA INSURANCE COMPANY LIMITED	835890	4.484					835890
TOTAL				1638628	8.741					1638628

GOODLUCK STEEL TUBES LIMITED

(i) (ii) STATEMENT SHOWING HOLDING OF SECURITIES (INCLUDING SHARES, WARRANTS, CONVERTIBLE SECURITIES) OF PERSONS (TOGETHER WITH PAC)

BELONGING TO THE CATEGORY 'PUBLIC' AND HOLDING MORE THAN 5% OF THE TOTAL NUMBER OF SHARES OF THE COMPANY 30/09/2012

Sr. No.	FOLIO	DPID-CLID	NAME OF THE SHAREHOLDER AND THE PERSONS ACTING IN CONCERT (PAC) WITH THEM	NO OF SHARES	SHARES AS A % OF TOTAL NUMBER OF GRAND TOTAL (A)+(B)+(C) INDICATED IN STATEMENT AT PARA (I)(a) ABOVE)	DETAILS OF WARRANTS		DETAILS OF CONVERTIBLE SECURITIES		TOTAL SHARES (INCLUDING UNDERLYING SHARES ASSUMING FULL CONVERSION OF WARRANTS AND CONVERTIBLE SECURITIES AS A % OF DILUTED SHARE CAPITAL
						NUMBER OF WARRANTS HELD	AS A % OF TOTAL NUMBER OF WARRANTS OF THE SAME CLASS	NUMBER OF CONVERTIBLE SECURITIES HELD	% OF TOTAL NUMBER OF CONVERTIBLE SECURITIES OF THE SAME CLASS	
				0	0					0
TOTAL				0	0					0

FOR GOODLUCK STEEL TUBES LTD.


DIRECTOR

GOODLUCK STEEL TUBES LIMITED

(I) (d) STATEMENT SHOWING DETAILS OF LOCKED-IN SHARES 30/09/2012

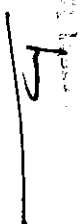
Sr. No.	FOLIO	DPID-CLID	NAME OF THE SHAREHOLDER	NUMBER OF LOCKED - IN SHARES	Locked -in shares as a percentage of total number of shares (i.e., Grand Total (A)+(b)+(c) indicated in statement at para (i) (a) above)
TOTAL				0	0

FOR GOOD LUCK STEEL TUBES LTD.


DIRECTOR

GOODLUCK STEEL TUBES LIMITED

(II)(A) STATEMENT SHOWING DETAILS OF DEPOSITORY RECEIPTS (DRs)				
Sr. No.	Type of outstanding DR (ADRs, GDRs, SDRs, etc.)	Number of outstanding DRs	Number of shares underlying outstanding DRs	Shares underlying outstanding DRs as a percentage of total number of shares (i.e., Grand Total (A)+(B)+(C) indicated in Statement at para (I)(a) above)
1	ADR	0	0	0
2	GDR	0	0	0
TOTAL		0	0	0



(11)(b) Statement showing holding of Depository Receipts (DRs) where underlying shares held by "promoter/promoter group" are in excess of 1% of the total number of shares

Sr. No.	Name of the DR Holder	Type of outstanding DR (ADRs, GDRs, SDRs, etc.)	Number of shares underlying outstanding DRs	Shares underlying outstanding DRs as a percentage of total number of shares (i.e., Grand Total (A)+(B)+(C) indicated in Statement at para (1)(a) above)
1	NIL		0	0.00
2	NIL		0	0.00
3	NIL		0	0.00
4	NIL		0	0.00
5	NIL		0	0.00
TOTAL			0	0

DRS OF THE ABOVE SHARES HELD BY THE PROMOTER GROUP OF THE COMPANY ARE IN EXCESS OF 1% OF THE TOTAL NUMBER OF SHARES OF THE COMPANY.
 DIRECTOR