

INVESTOR PRESENTATION



GOODLUCK

INDIA LIMITED.

 WWW.GOODLUCKINDIA.COM

Q4 & FY26

KEY BUSINESS HIGHLIGHTS (Q4 & FY26)



- » Strong **profit margin improvement** despite stable revenue environment
- » Consolidated EBITDA increased by **~31% YoY in Q4 FY26** and **~26% YoY in FY26**
- » Standalone EBITDA increased by **~12% YoY in Q4 FY26** and **~21% YoY in FY26**
- » Net Profit grew by **~34% YoY in Q4 FY26** to INR 561 Mn FY26 Total Income grew 4.1% YoY to INR 41,205 Mn
- » Continued focus on value-added products, operational efficiencies, and precision engineering businesses supported margin expansion
- » Maintained robust annualised capacity utilisation of **~94%**, reflecting strong operational efficiency and sustained demand

OPERATIONAL PERFORMANCE HIGHLIGHTS (Q4 & FY26)

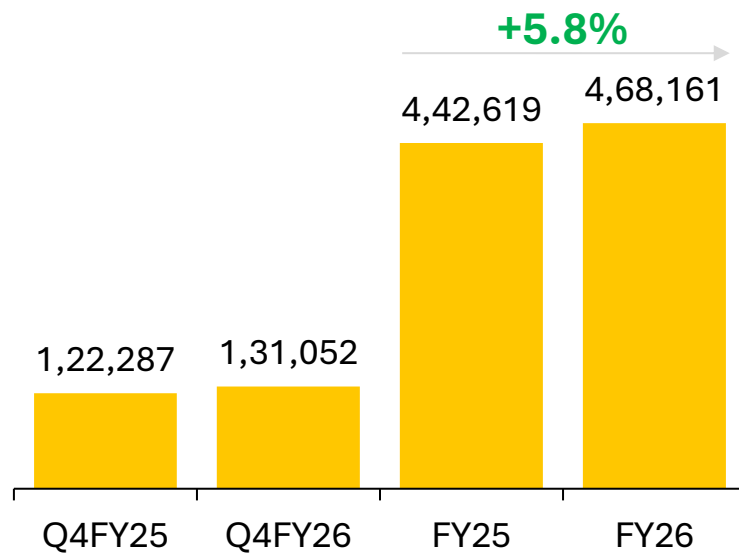


- »» Total sales volume reached **4,68,161 MT** in FY26, registering **5.8% YoY growth**
- »» **Solar structure volumes grew by ~33% in Q4 FY26**, driven by renewable energy investments
- »» Strong contribution from value-added and precision engineering products **improved profitability profile**
- »» Improved product mix and manufacturing efficiencies supported sustained EBITDA growth
- »» Continued **demand momentum** across infrastructure, engineering, transmission, and industrial sectors

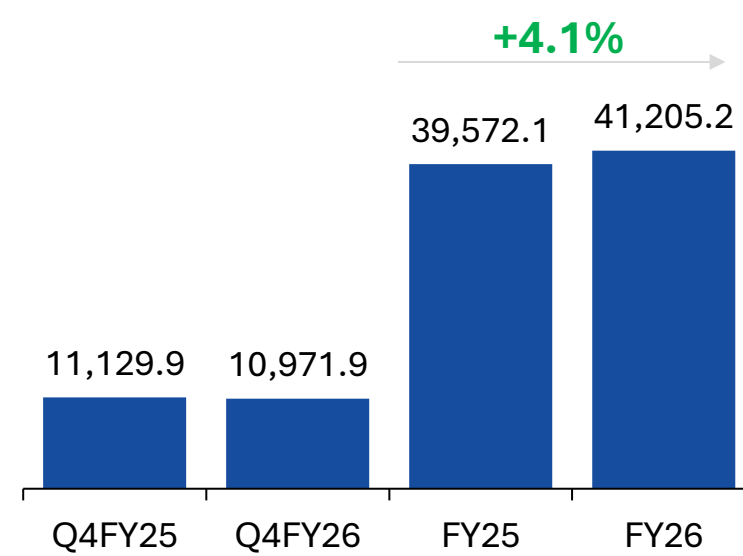
QUARTERLY FINANCIAL HIGHLIGHTS



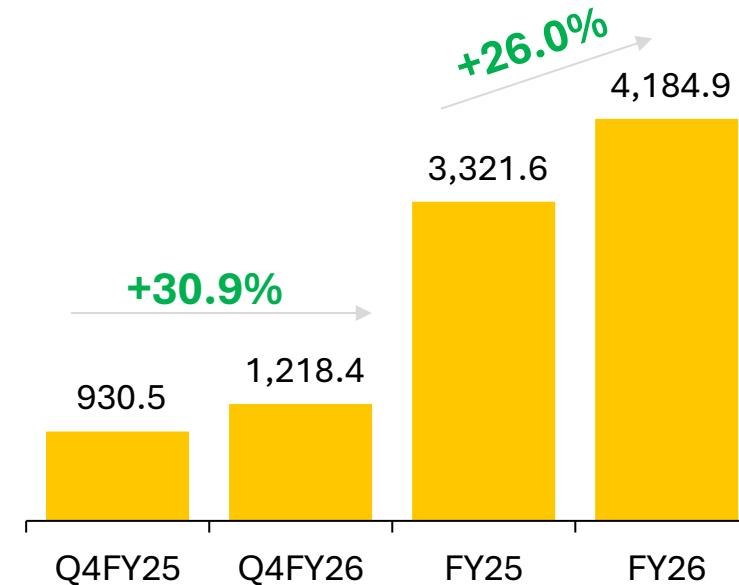
Volume (MT - Standalone)



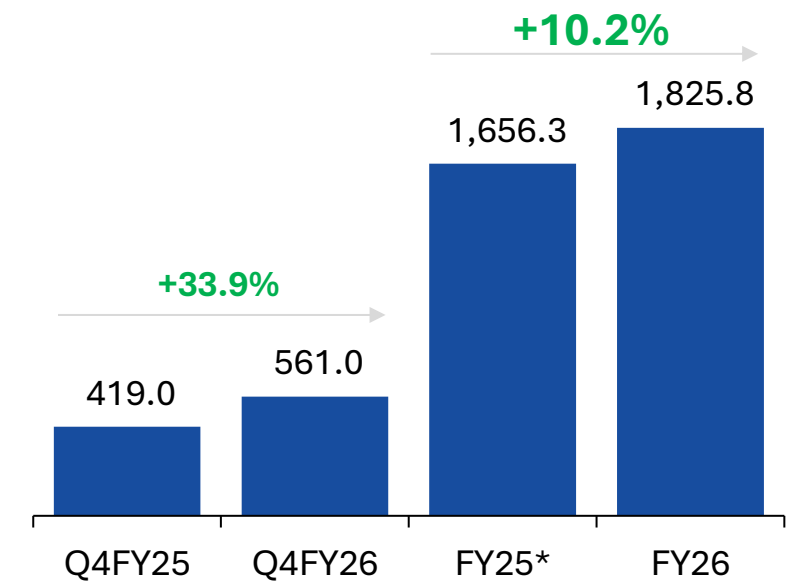
Total Income (Rs. Mn)



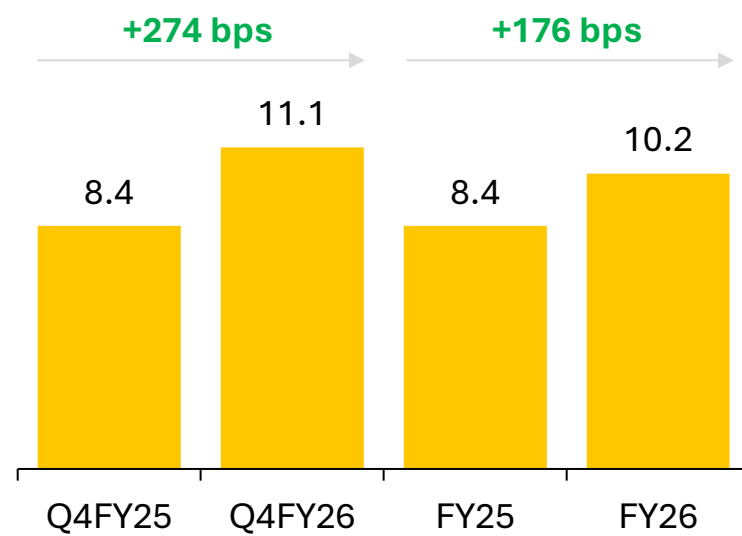
EBITDA (Rs. Mn)



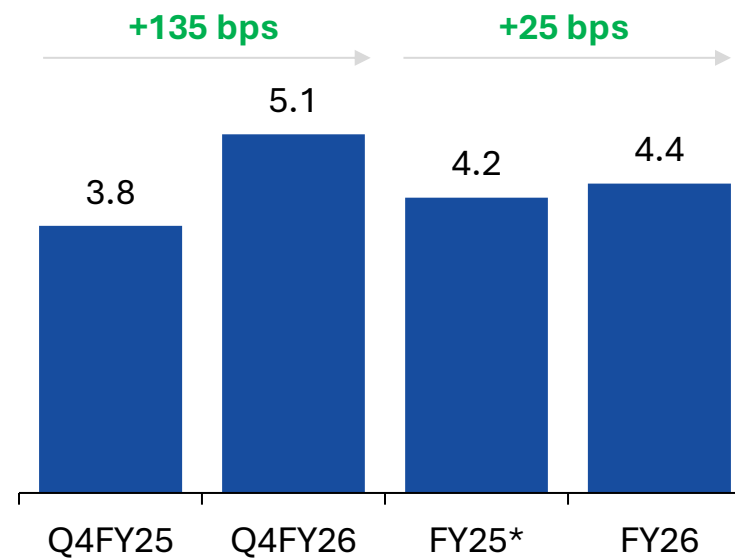
PAT (Rs. Mn)



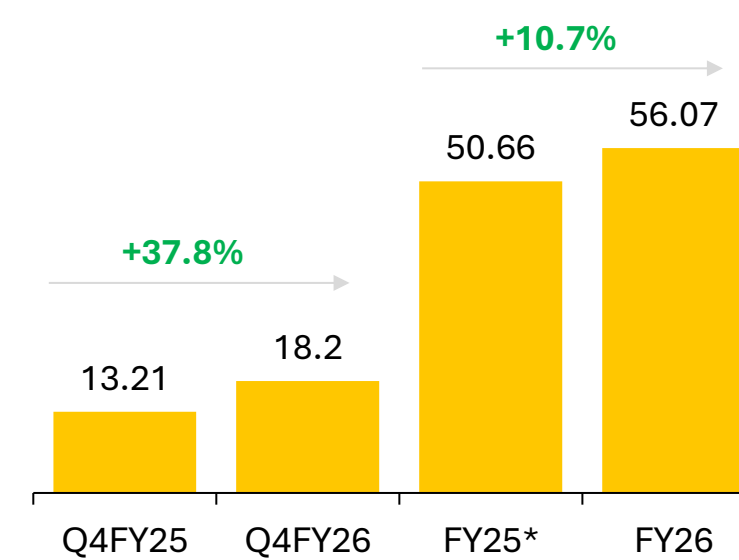
EBITDA Margin (%)



PAT Margin (%)



EPS (Rs.)



* excluding exceptional item (Net of tax) of INR 104.7 Mn in Q2'FY25 to compare core operational performance



(Consolidated)

QUARTERLY INCOME STATEMENT



Particulars (Rs. Mn)	Q4'FY26	Q3'FY26	Q4'FY25	YoY%	FY26	FY25	YoY%
Income from Operations	10,784.1	10,279.5	10,923.5	(1.3)	40,581.0	38,971.0	4.1
Other Operating Income	100.5	92.0	122.7	(18.1)	421.8	387.9	8.7
Total Income from Operations	10,884.6	10,371.6	11,046.2	(1.5)	41,002.8	39,358.9	4.2
Other Income	87.3	17.4	83.6	4.4	202.4	213.2	(5.1)
Total Income	10,971.9	10,388.9	11,129.9	(1.4)	41,205.2	39,572.1	4.1
COGS	7,281.3	7,147.2	8,017.0	(9.2)	28,392.0	28,572.6	(0.6)
Employee Benefit Expenses	601.4	558.5	528.1	13.9	2,101.0	1,785.1	17.7
Other Expenses	1,870.8	1,655.0	1,654.3	13.1	6,527.2	5,892.8	10.8
Total expenditure	9,753.5	9,360.6	10,199.4	(4.4)	37,020.2	36,250.5	2.1
EBITDA	1,218.4	1,028.3	930.5	30.9	4,184.9	3,321.6	26.0
EBITDA Margin (%)	11.1	9.9	8.4	+274 bps	10.2	8.4	+176 bps
Depreciation	204.0	172.4	142.9	42.8	670.3	449.5	49.1
EBIT	1,014.4	855.9	787.6	28.8	3,514.6	2,872.1	22.4
Interest	247.3	270.6	216.7	14.2	1,058.4	803.3	31.7
Profit Before Tax (Before Exceptional Items)	767.1	585.3	570.9	34.4	2,456.3	2,068.8	18.7
Exceptional Items (Net of Tax)	-	-	-	-	-	104.7	-
Profit Before Tax (After Exceptional Items)	767.1	585.3	570.9	34.4	2,456.3	2,173.5	13.0
Tax	206.1	148.4	151.9	35.7	630.5	517.2	21.9
Reported Net Profit	561.0	436.8	419.0	33.9	1,825.8	1,656.3	10.2
Adjusted Net Profit *	561.0	436.8	419.0	33.9	1,825.8	1,551.6	17.7
Net Profit Margin (%)	5.1	4.2	3.8	+135 bps	4.4	4.2	+25 bps
Adjusted Profit Margin (%) *	5.1	4.2	3.8	+135 bps	4.4	3.9	+51 bps
Reported EPS	18.20	12.83	13.21	37.8	56.07	50.66	10.7
Adjusted EPS *	18.20	12.83	13.21	37.8	56.07	47.39	15.9

* excluding non-recurring item (Net of tax) of INR 104.7 Mn in FY25 to compare core operational performance



GOODLUCK AT A GLANCE

Led by first-generation techpreneur Mr. Mahesh Chandra Garg (an IIT Roorkee alumni) & supported by three generations of family members - all professionally qualified

39+ years of industry presence with a demonstrated track record of innovation & engineering



KEY BUSINESS SEGMENTS



ENGINEERING STRUCTURES & PRECISION FABRICATION



FORGING PRODUCTS



PRECISION PIPES & AUTO TUBES



CR COILS, PIPES & TUBES

5,00,000 MTPA total capacity

285,000 MTPA capacity - high-margin value-added products
215,000 MTPA - high-volume products

7 plants in 2 states

(Uttar Pradesh & Gujarat) (Including a defence manufacturing facility under the subsidiary)

4000+ employees

Artillery Shells - 1,50,000 Annual Capacity

(Under Goodluck Defence & Aerospace Ltd - Subsidiary)

600+ customers

(100+ Countries of exports)

ISO 9001:2008 certified

4,68,161 MT
of sales volume
(FY26)

Rs 41,205 Mn
Total Income of
(FY26)

Rs 4,185 Mn
EBITDA
(FY26)

Rs. 44,872 Mn
Market Cap
(26.05.2026)



ESTABLISHED MANUFACTURER OF PRECISION-ENGINEERED STEEL PRODUCTS FOR HIGH-GROWTH SECTORS



Hands-on involvement of the family's **three generations backed by robust professional management** across business verticals

Fast evolving from manufacturing steel products to becoming an **Engineering Solutions provider**

Strategically **focused on High Margin Value Added Products & high-growth** sectors like **Auto, Solar, Railways & Defence**

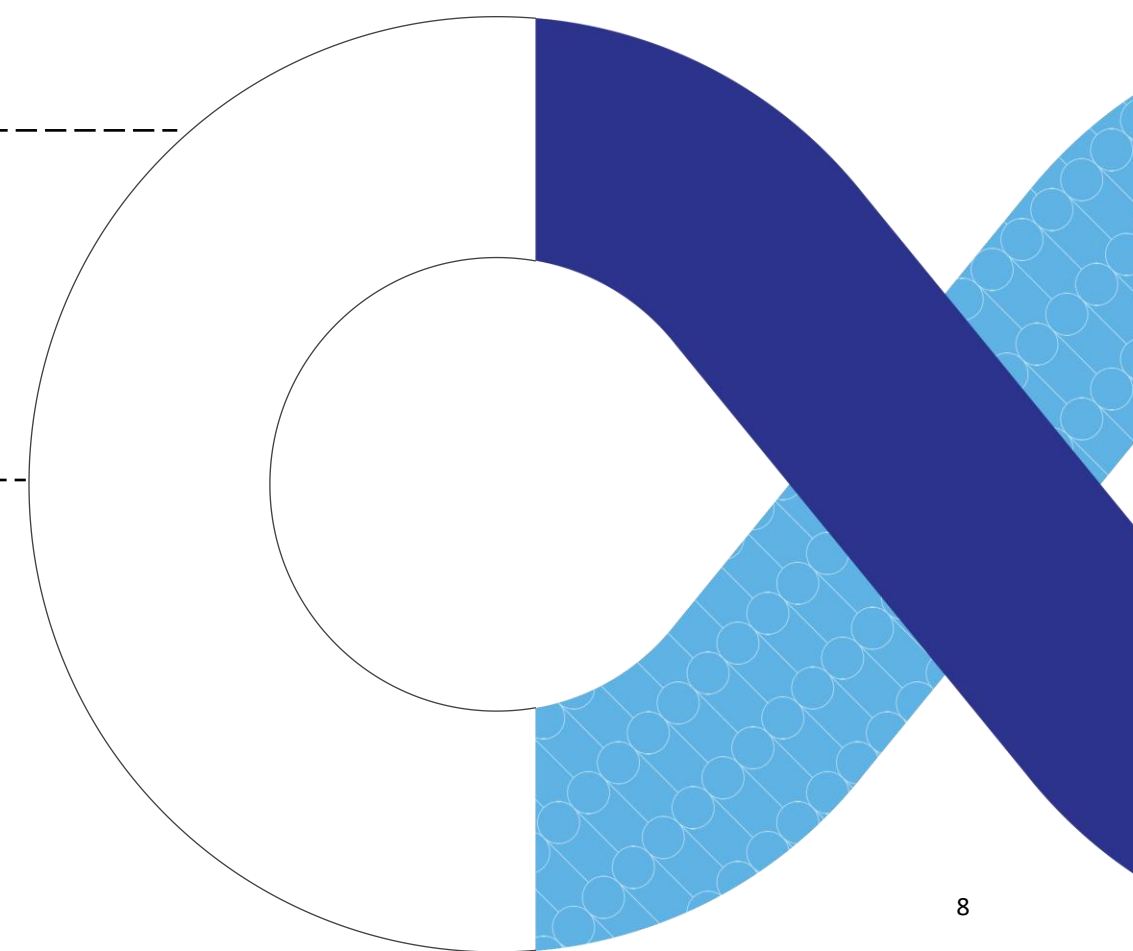

Own R&D set-up with state-of-the-art NABL (ISO / IEC17025) accredited Quality Testing Lab

Catering to **Marquee Clients** across the world

Consistent financial performance with margin improvement



OUR JOURNEY



	<p>1986</p> <p>Incorporated Pvt. Ltd. Company</p>	<p>1987</p> <p>First Plant Commissioned</p>	<p>1994</p> <p>Converted into Public Ltd. Company</p>	<p>1995</p> <p>Got publicly listed on stock exchanges</p>	<p>1997</p> <p>Capacity Enhanced to 50000 MTPA</p>
<p>2016</p> <p>Company changed name to Goodluck India Ltd</p>	<p>2015</p> <p>Expanded Engineering structured products to high growth sectors like solar & railways</p>	<p>2014</p> <p>Commissioned another plant for ERW/CDW Precision Tubes</p>	<p>2007</p> <p>First plant commissioned for ERW/CDW Precision Tubes</p>	<p>2006</p> <p>Commissioned First Forging Plant</p>	<p>2003</p> <p>Turnover Crossed USD 31 Mn</p>
<p>2018</p> <p>Commissioned Kutchch Plant for ERW Precision Tubes</p>	<p>2020</p> <p>Obtained approval from RDSO* for Kutchch Plant – Sikandrabad plant already approved</p>	<p>2021</p> <p>Awarded Lol by L&T for High-Speed Railway Project -worth over USD 27 Mn for supply and fabrication of Special bridges & Enhanced Capacity for Precision Tubes</p>	<p>2022</p> <p>Added new machinery - increase capacity of forging single piece to 14,000 Kgs and total capacity per annum to 30,000 MT</p>		
<p>2026</p> <p>Inaugurated a dedicated defence manufacturing facility with an annual capacity of 150,000 artillery shells, under Goodluck Defence & Aerospace Ltd</p>	<p>2025</p> <p>Inaugurated a state-of-the-art hydraulic tubes plant with a 50,000 MTPA capacity, aimed at replacing imported seamless tubes.</p>	<p>2024</p> <p>Incorporated wholly-owned subsidiary, Goodluck Defence and Aerospace Ltd to strengthen presence in defence sector exclusively</p>			




HANDS-ON MANAGEMENT TEAM



MAHESH CHANDRA GARG
CHAIRPERSON

- Graduated in 1967 from the prestigious - IIT, Roorkee
- 5+ decades of experience across the world
- A visionary with exceptional management skills



RAMESH CHANDRA GARG
WHOLE TIME DIRECTOR

- Engineer in the field of mining from highly acclaimed ISM – Dhanbad
- Fine experience in the Coal industry
- Possesses more than five decades of experience
- Great motivator and an excellent team leader



NITIN GARG
WHOLE TIME DIRECTOR

- Qualified Engineer and M.B.A. from Narsee Monjee Institute of Management
- Worked with Yamaha Motors and Honda Motors
- Looking after the production process



RAM AGARWAL
CHIEF EXECUTIVE OFFICER

- Qualified Engineer and completed his graduation in 1990
- 33 years experience in steel industries
- Handled CR, Structure projects and Maintains equivalent exposure in the field of sales and marketing

HANDS-ON MANAGEMENT TEAM



MANISH GARG
CHIEF OPERATING OFFICER

- Qualified Engineer from Indian Institute of Technology
- Handling overall Export Business since the last 31 years



SHYAM AGARWAL
CHIEF OPERATING OFFICER

- Qualified Engineer
- Has more than 30 years of experience in the steel Industry especially of the forging industry



SANJAY BANSAL
CHIEF FINANCIAL OFFICER

- Qualified Chartered Accountant with over 30 years of experience across the company's finance activities, including business planning, budgeting, forecasting, taxation, and negotiations.
- Served in JP Group, DS Group and Dr. Rajaram Jaipuria Group

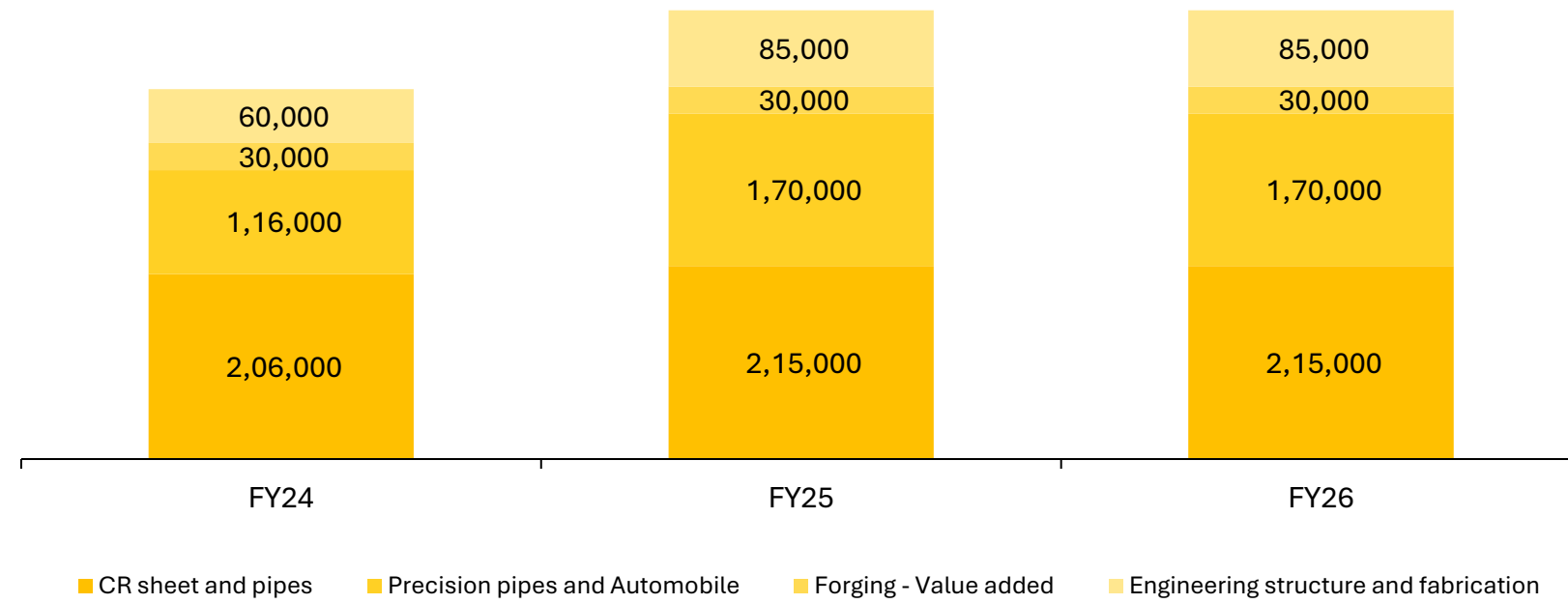


ABHISHEK AGRAWAL
COMPANY SECRETARY

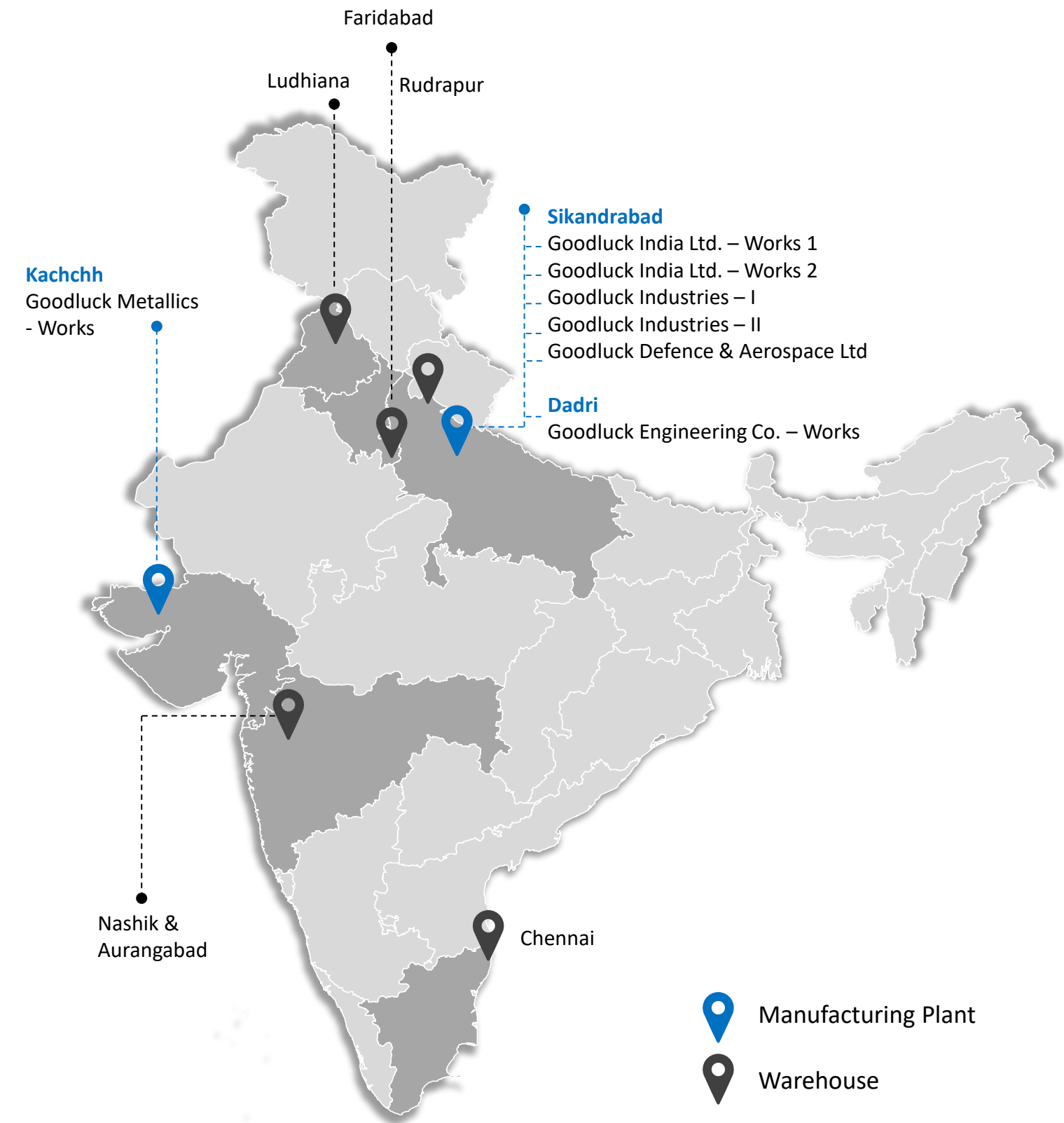
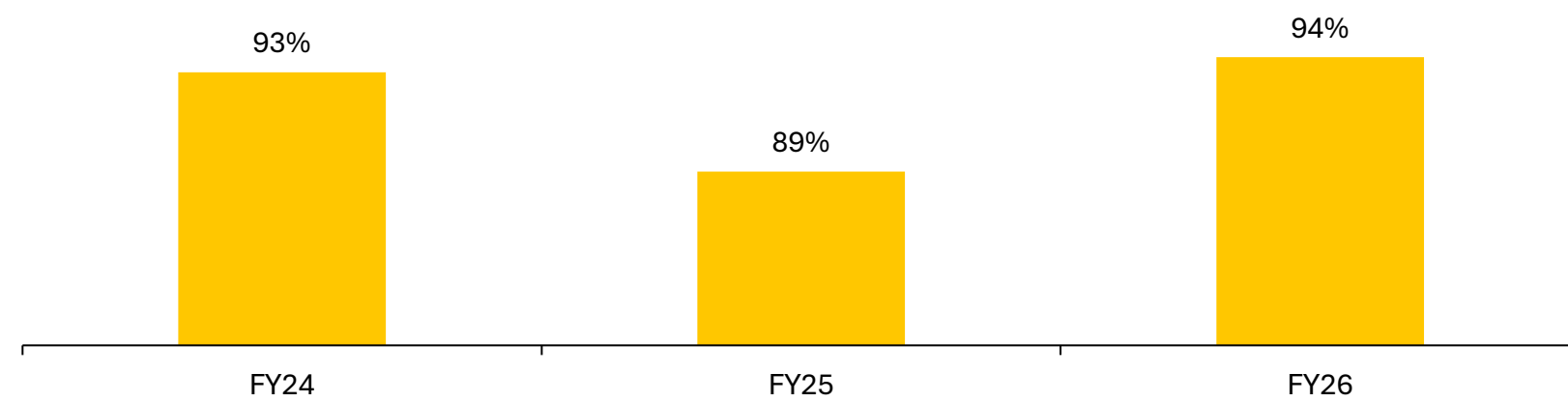
- Qualified Company Secretary with around 16 years of experience across Corporate Secretarial Functions
- Current responsibilities include Strategic Planning, Legal Affairs, Compliances and investor relations

MANUFACTURING PROWESS

TOTAL CAPACITY (MTPA)



Capacity Utilization (%)



ESTEEMED CLIENTELE




Global

Domestic

Domestic

AUTO TUBES



ENGINEERING STRUCTURE



FORGINGS



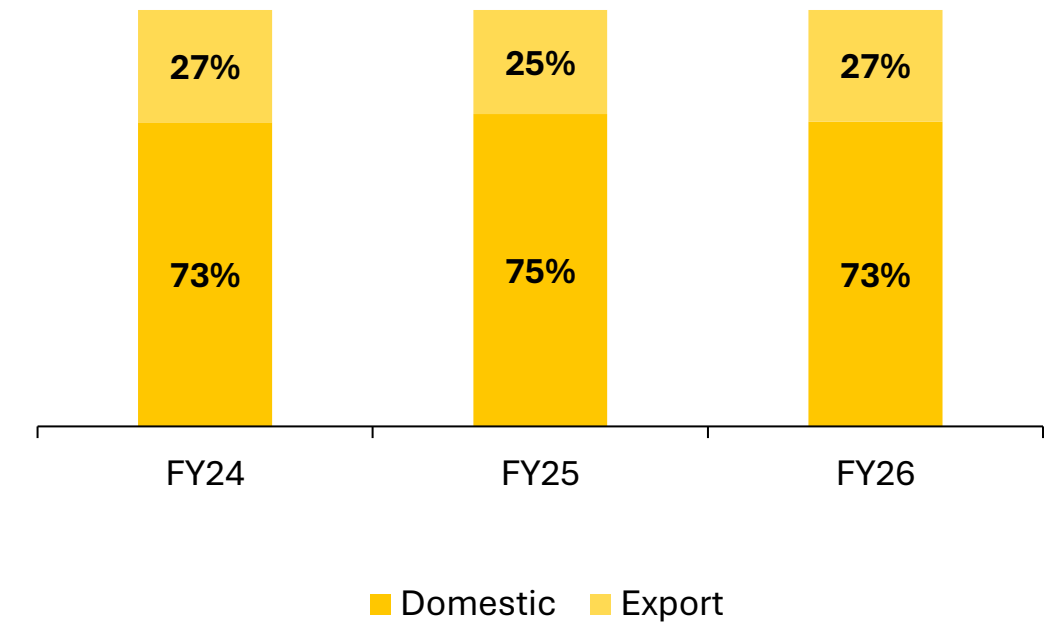
CLIENT APPROVALS



GLOBAL PRESENCE



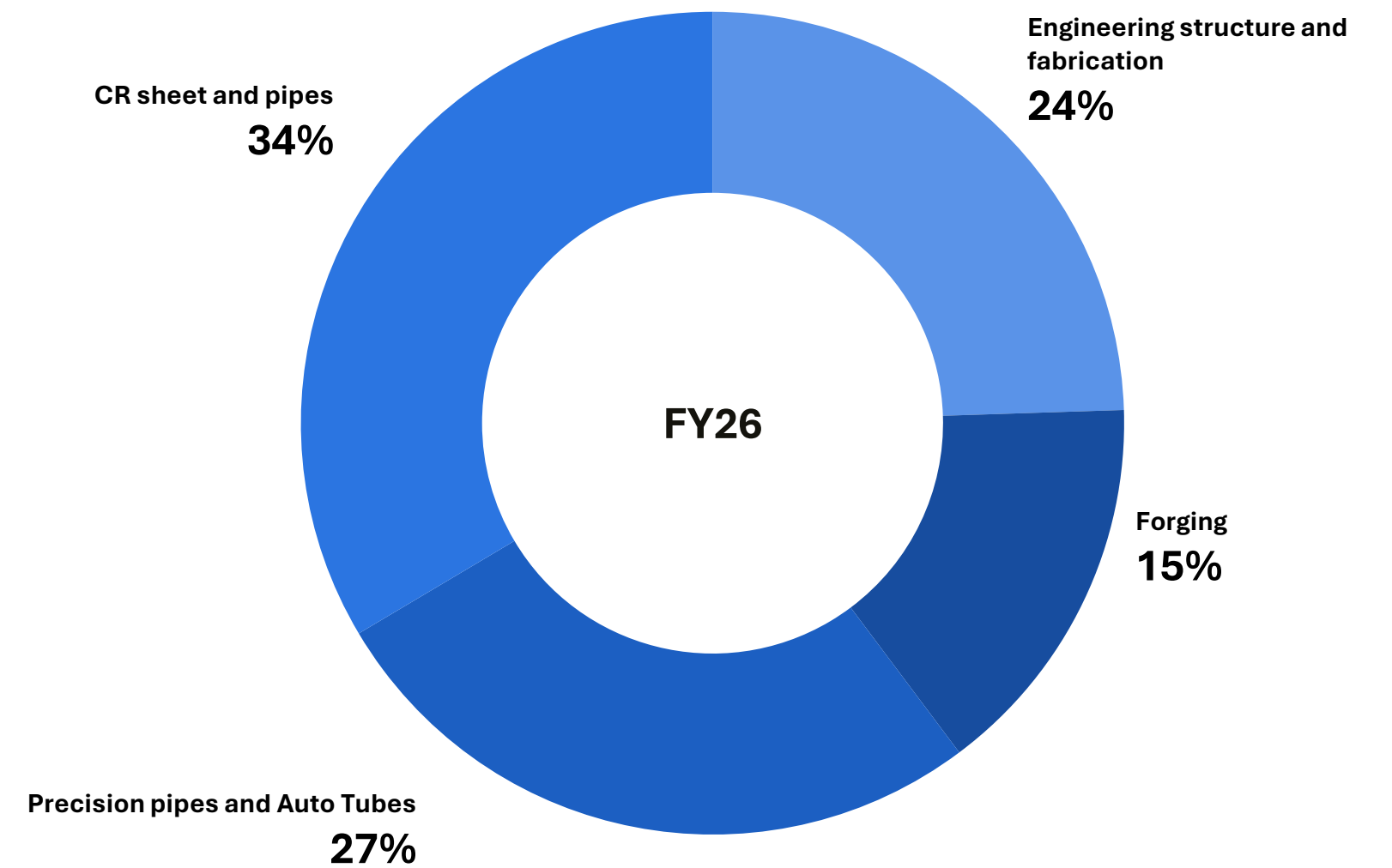
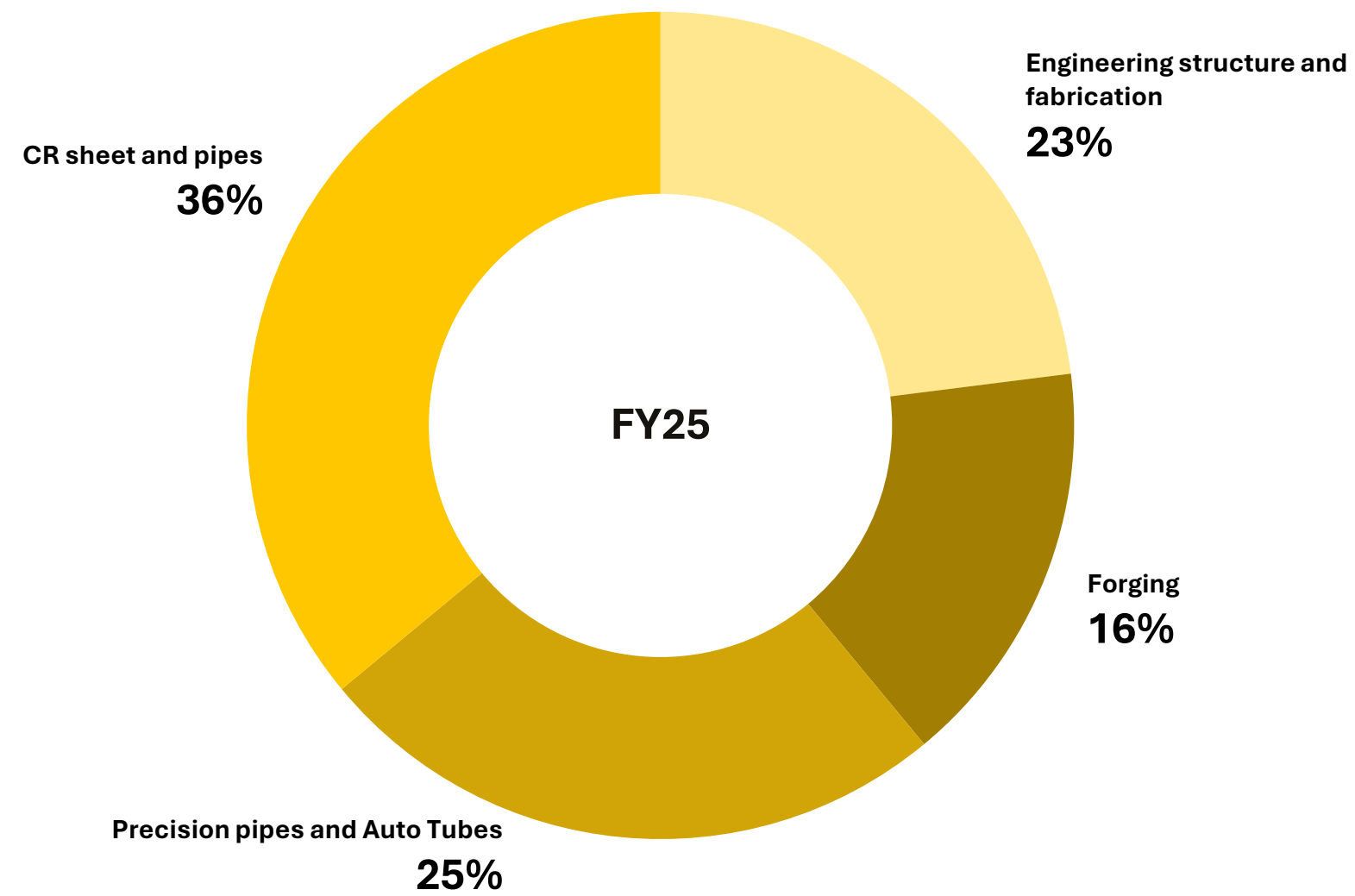
SALES BREAK-UP



QUALITY CERTIFICATIONS



BUSINESS SEGMENTS



ENGINEERING STRUCTURES & PRECISION FABRICATION



Products & Services Offered

Railway, road, Bridges and Girders



Structures for Roads & Highways



Primary & Secondary Structures for Boilers & Turbine Generators



Launching Steel Girders



Technology Structures



Marquee Clients



And more

End User Industries

Roads & Highways

Boiler and Turbine Generators

Steel & Concrete Girders

Building Structure

Solar Energy

Railways

Telecom

RIDING ON THE BULLET TRAIN OPPORTUNITY



New Areas of Growth and Drivers

Special Formwork for Elevated corridors

Special Formwork for Tunnel Boring Machine for High-Speed Rail

Station Buildings for High-Speed Bullet Train

Super Critical Bridges for High-Speed Bullet Train

Smart City Structures

Car Port and Solar Parks – Design Engineering & Supply, Architectural Structures in Wire-drawn Bridges



FORGINGS

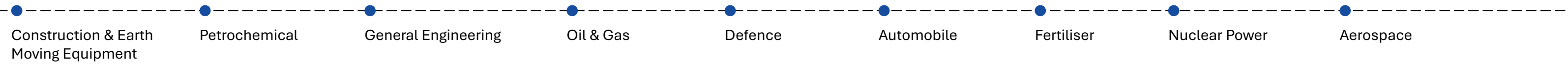
Products & Services Offered

Defence products	Aerospace parts	Forged flanges	Gear rings	Gear shanks	Forged shafts	Blind & tube sheets	Socket welding flanges	Slip on flanges

Marquee Clients

		And more

End User Industries



New Areas of Growth and Drivers

Stainless Steel, Duplex, Carbon, and alloy Steel Forgings and flanges

Focused on manufacturing forged products, providing end-to-end solutions



AEROSPACE & DEFENCE - THE FUTURE GROWTH DRIVERS



Suppliers to Some of the biggest names across Indian **Aerospace** and **Defence** value-chain





Suppliers to Prestigious Defence programs

- ❖ Pralay Missiles
- ❖ HAL – HTFE Program
- ❖ Brahmos Missiles
- ❖ Pinaka Rockets & Indigenous Rocket Launcher
- ❖ K9 Vajra – Tracked Howitzer
- ❖ Talwar Class Frigates

MSMEs / Tier – 2&3

 Walchandnagar Industries Limited	 SMRJ Engg Pvt. Ltd.	 SriVenkateswara Aerospace Pvt.Ltd.
--	---	--

Govt. / PSUs

 Hindustan Aeronautics Limited	 Bharat Earth Movers Limited	 Mazagon Dock Shipbuilders Ltd.	 OFB – Heavy Vehicles Factor Avadi
---	---	--	---

OEMs / Tier – 1

 BrahMos Aerospace	 L&T Defence	 Godrej Aerospace	 OFB – Ordnance Factory Medak	 Indian Space Research Organisation	 Defence Research and Development Organisation
--	--	---	---	---	--



GOODLUCK DEFENCE & AEROSPACE LTD



Industrial License Achievement

Received **Industrial License under Indian Arms Act, 1959** for manufacturing artillery shells across all major calibers



Including variants:

- HE M107
- ERFB
- ERFB BB
- ERFB BT

Positions Goodluck Defence among a select league of distinguished and licensed defence manufacturers in India.

Market Outlook & Opportunities



Expected to **unlock significant revenue streams** and strengthen Goodluck's presence in global defence markets.



Active negotiations with **domestic and international** defence customers.



Addresses **rising demand** for artillery ammunition.

Strategic Significance



Showcases technological excellence and **precision engineering** expertise.



Aligns with national focus on defence self-reliance and export growth.



Reinforces commitment to **'Atmanirbhar Bharat'** through indigenized defence production.

GOODLUCK DEFENCE & AEROSPACE LTD

(A Subsidiary of Goodluck India Ltd)



State-of-the-Art
Manufacturing
Facility



Inaugurated
October 2025



Initial Production Capacity
1,50,000 shells per annum



Estimated Investment
~INR 5,000 Mn


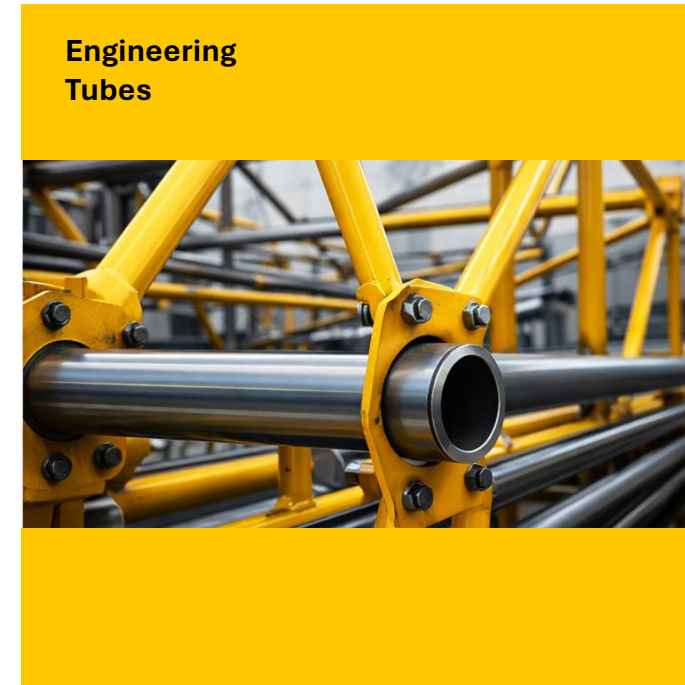
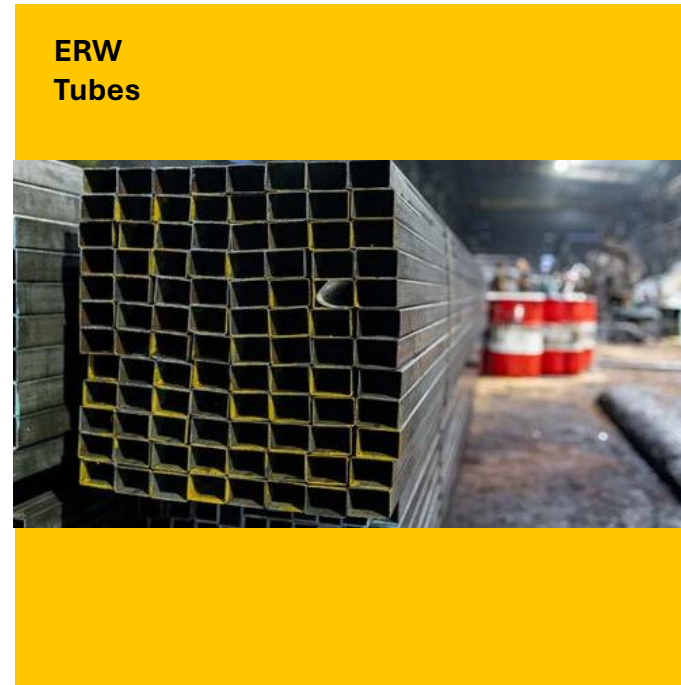


Planned Scale-Up
Additional capacity of 2,50,000 shells per annum within
12 months, total production capacity to reach 4,00,000
shells per annum

PRECISION PIPES AND AUTO TUBES



Products & Services Offered



Marquee Clients

And more

End User Industries

- Construction & Earth Moving Equipment
- Automobile and Railways
- Heat Exchanger Nuclear Power
- Oil & Gas and Petrochemical
- Thermal Power Valves
- General Engineering
- Pressure Vessels
- Wind Energy
- Fertilisers
- Aerospace
- Defence

New Areas of Growth and Drivers

Consistent quality products for domestic and foreign companies.

Repeat orders have increased over the years, signifying customer loyalty.

High-margin products

Key export revenue contributor.



CR COILS, PIPES AND TUBES



Products & Services Offered

Cold Rolled Coils and Sheets

Corrugated Sheets



Hollow Sections (square, rectangle, round hollow)

GI Pipes

Marquee Clients

Public sector OEMs	Private sector OEMs
Central government	State government

End User Industries



New Areas of Growth and Drivers

Product thickness	High tensile strength	Long service life	Higher efficiency	GLIN supplies to only OEMs and government projects.
-------------------	-----------------------	-------------------	-------------------	---

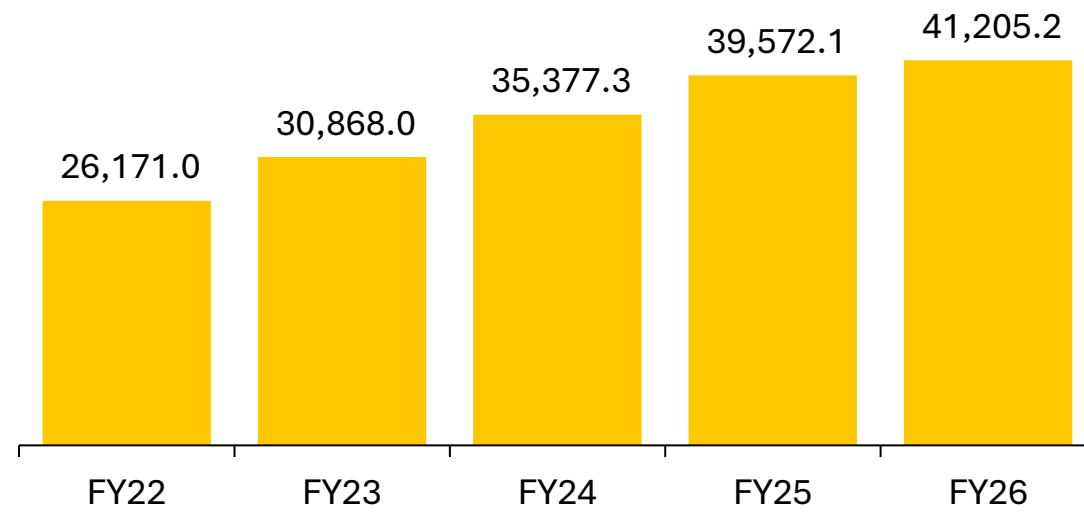


(Consolidated)

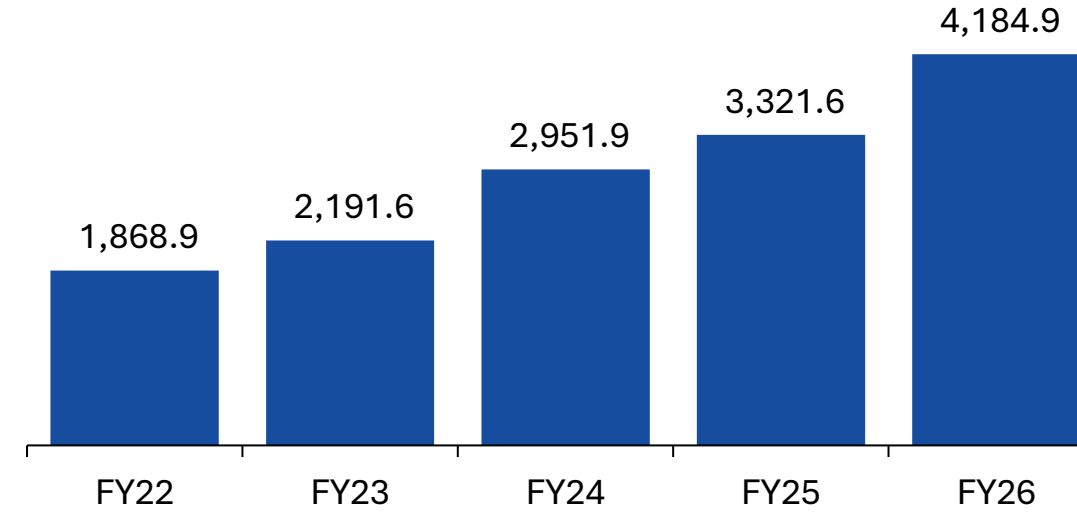
ANNUAL FINANCIAL HIGHLIGHTS



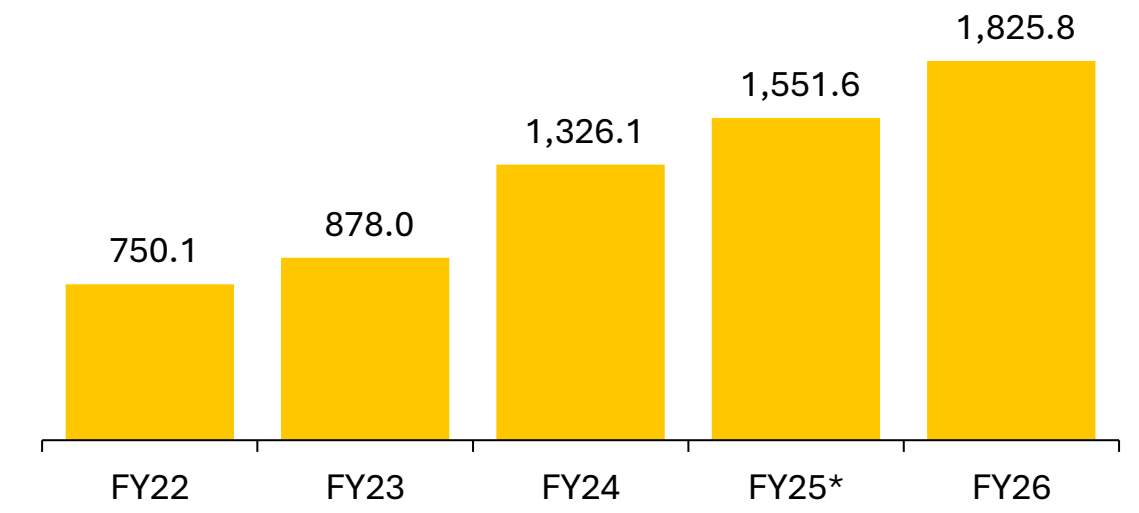
Total Income (Rs. Mn)



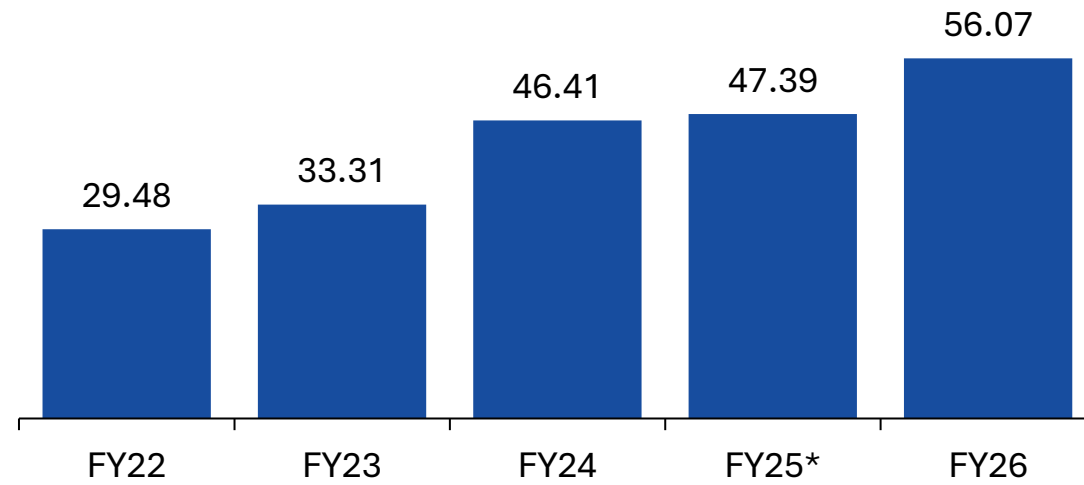
EBITDA (Rs. Mn)



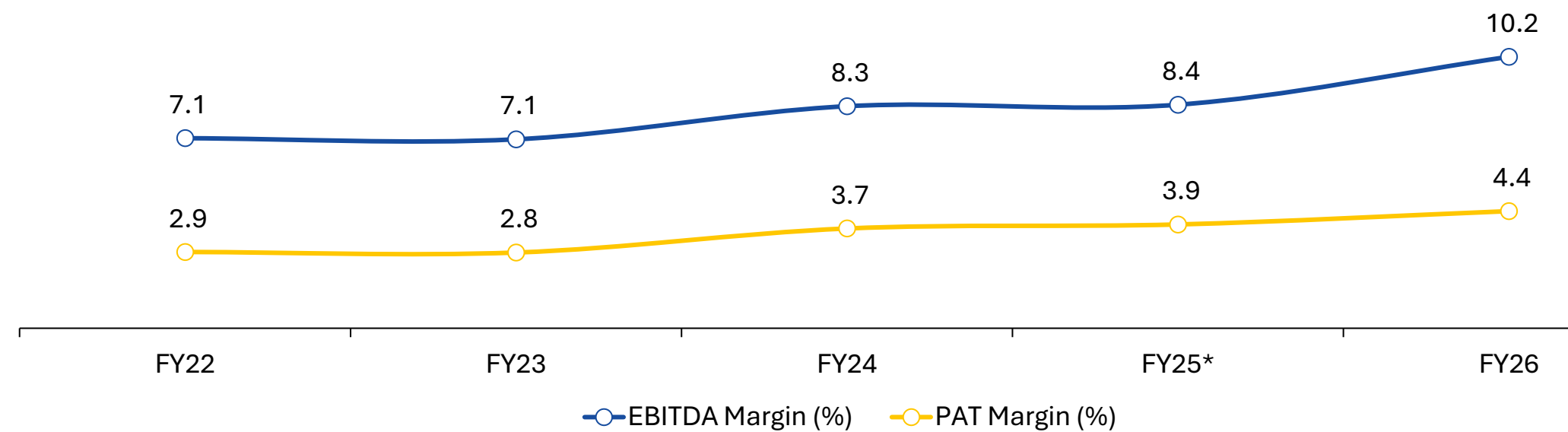
PAT (Rs. Mn)



EPS (Rs.)



Margins (%)



* excluding exceptional item (Net of tax) of INR 104.7 Mn in FY25 to compare core operational performance



RESPONSIBLE CORPORATE CITIZEN



Actively supports causes of healthcare, education and environment through sustained CSR initiatives



Culture as an employer is full of transparency, open doors, and consistent upskilling focus



Uninterrupted focus on seeding a green culture and sustainability agenda by in ticking the three yogis



WRAPPING UP

From Manufacturing steel products to becoming an Engineering Solution Provider

Catering to Marquee Clients across world



Diverse product range with a good level of customisation



Strong capital and operational efficiencies resulting in good return ratios – Consistent dividend paying company



Concentrating on deleveraging the balance sheet



Strong Industry Knowledge - More than three decades of Experience with consistent growth & progress



Associated with some of most prestigious programmes in Defence & Aerospace



Strategically focusing on High margin value Added Products & high growth sectors like Auto, Solar, Railways & Defence



A base of over 600 customers and spread over 100 countries across world



Strong and well reputed management team & motivated & talented team of over 4,000 employees empowering growth



DISCLAIMER



This presentation has been prepared by Goodluck India Limited (“Goodluck” or the “Company”) solely for information purposes. It does not constitute an offer, recommendation or invitation to purchase or subscribe to any securities. It shall not form the basis or be relied on in connection with any contract or binding commitment whatsoever. No offering of securities of the Company will be made except by means of a statutory offering document containing detailed information about the Company.

This Presentation has been prepared by the Company based on information and data which the Company considers reliable, but the Company makes no representation or warranty, express or implied, whatsoever, and no reliance shall be placed on the truth, accuracy, completeness, fairness and reasonableness of the contents of this Presentation. This Presentation may not be all-inclusive and may not contain all of the information that you may consider material. Any liability with respect to the contents of, or any omission from, this Presentation is expressly excluded.

Certain matters discussed in this Presentation may contain statements regarding the Company’s market opportunity and business prospects that are individually and collectively forward-looking statements. Such forward-looking statements are not guarantees of future performance and are subject to known and unknown risks, uncertainties and assumptions that are difficult to predict. These risks and uncertainties include but are not limited to the performance of the Indian economy and of the economies of various international markets, the performance of the industry in India and worldwide, competition, the company’s ability to successfully implement its strategy, the Company’s future levels of growth and expansion, technological implementation, changes and advancements, changes in revenue, income or cash flows, the Company’s market preferences and its exposure to market risks, as well as other risks. The Company’s actual results, levels of activity, performance or achievements could differ materially and adversely from results expressed in or implied by this Presentation. The Company assumes no obligation to update any forward-looking information contained in this Presentation. Any forward-looking statements and projections made by third parties included in this Presentation are not adopted by the Company, and the Company is not responsible for such third-party statements and projections.



CONTACT US

CORPORATE OFFICE:-

GOODLUCK INDIA LIMITED

CIN No. : L74899DL1986PLC050910

Good Luck House, II F, 166-167, Nehru Nagar 2,
Ambedkar Road, Ghaziabad - 201001, Uttar Pradesh, India

investor@goodluckindia.com

www.goodluckindia.com

Regd. Office : (Goodluck India Ltd)

509, Arunachal Building, Barakhamba Road,
Connaught Place, -2pxNew Delhi - 110001 (INDIA)

CIN No. : L74899DL1986PLC050910

Good Luck Industries (Works)

A-51, Industrial Area, Sikandrabad,
Distt.-Bulandshahr - 203205 (U.P.) INDIA

Goodluck Metallics (Works)

Survey No. 495,497 to 502, Bachau Sikra Road,
Village-Sikra, T A Bachau, Dist., Gujarat - 370140, INDIA

Goodluck India Limited (Works)

A-42/45, Industrial Area, Sikandrabad,
Distt. Bulandshahr - 203205 (U.P.) INDIA

Good Luck Industries-II (Works)

A-59, Industrial Area, Sikandrabad,
Distt.-Bulandshahr - 203205 (U.P.) INDIA

Goodluck Defence & Aerospace Ltd

Faridpur, Sikandrabad, Distt.- Bulandshahr – 203205
(U.P.) INDIA

Goodluck India Limited (Works II)

D-2/3/4, Industrial Area Sikandrabad,
Distt. Bulandshahr - 203205 (U.P.) INDIA

Good Luck Engineering Co. (Works)

Khasra No. 2839, Gram Dhoom Manikpur, G.T. Road ,
Gautam Budh Nagar, Dadri, (U.P.) INDIA

Investor Relations Contact:

KAPTIFY® CONSULTING

Investor Relations | Consulting

contact@kaptify.in

+91-845 288 6099

www.kaptify.in

THANK YOU